

# P4 X19 Banner Full Color

Outdoor

## Description:

P4 X19 Full Color outdoor banner is a small and compact chassis. Great visibility, resistance and versatility,

Which translates into a brightness of  $\pm 5,000/5,500$ nits. A great presentation letter for a company abroad with the great capacity to incorporate dynamic and full-color advertising

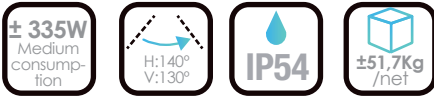
Possibility of infinite content: texts, videos, time, images with transitions, content programming, etc. Is ideal for advertising products or offers

Remote control through the Cosmi server. Wifi, 3G / 4G, brightness sensor and optional temperature sensor.

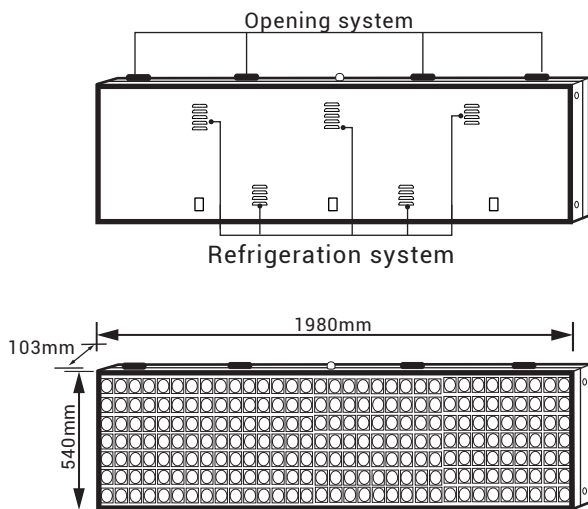


\* Exposure image

## Outstanding Features:



## Measures:



## Technical specifications:

LED	SMD
Pitch	4mm
Resolution	480*120px/cabinet
Brightness	$\pm 5,000/ 5,500$ nits
View distance	$\geq 4$ m
Viewing angle	140°H / 130°V
Maximum consumption	$\leq 837$ w
Average consumption	$\pm 335$ w
Working voltage	AC200-230V
Chassis	Metal
Opening	Front.Upwards
Scanning	1/10
Double sided	No
Working temp.	-20° / +45°
Working humidity	10-90%
software	Included. Multilanguage
Connectivity	TCP / IP (network cable), USB memory .3G / 4G WIFI. Optional Cosmi Server
Weight	$\pm 51.7$ Kg net / 56Kg + packaging
Measures with packaging	2070*625*160mm
Gray Scale	14-16Bits

**Ref. 290244**

Learn more:



**Warranty | 2 years**

## Observations

Mandatory horizontal mounting, when installation is outdoors.

\* There must be a gap of at least 80mm around it to open

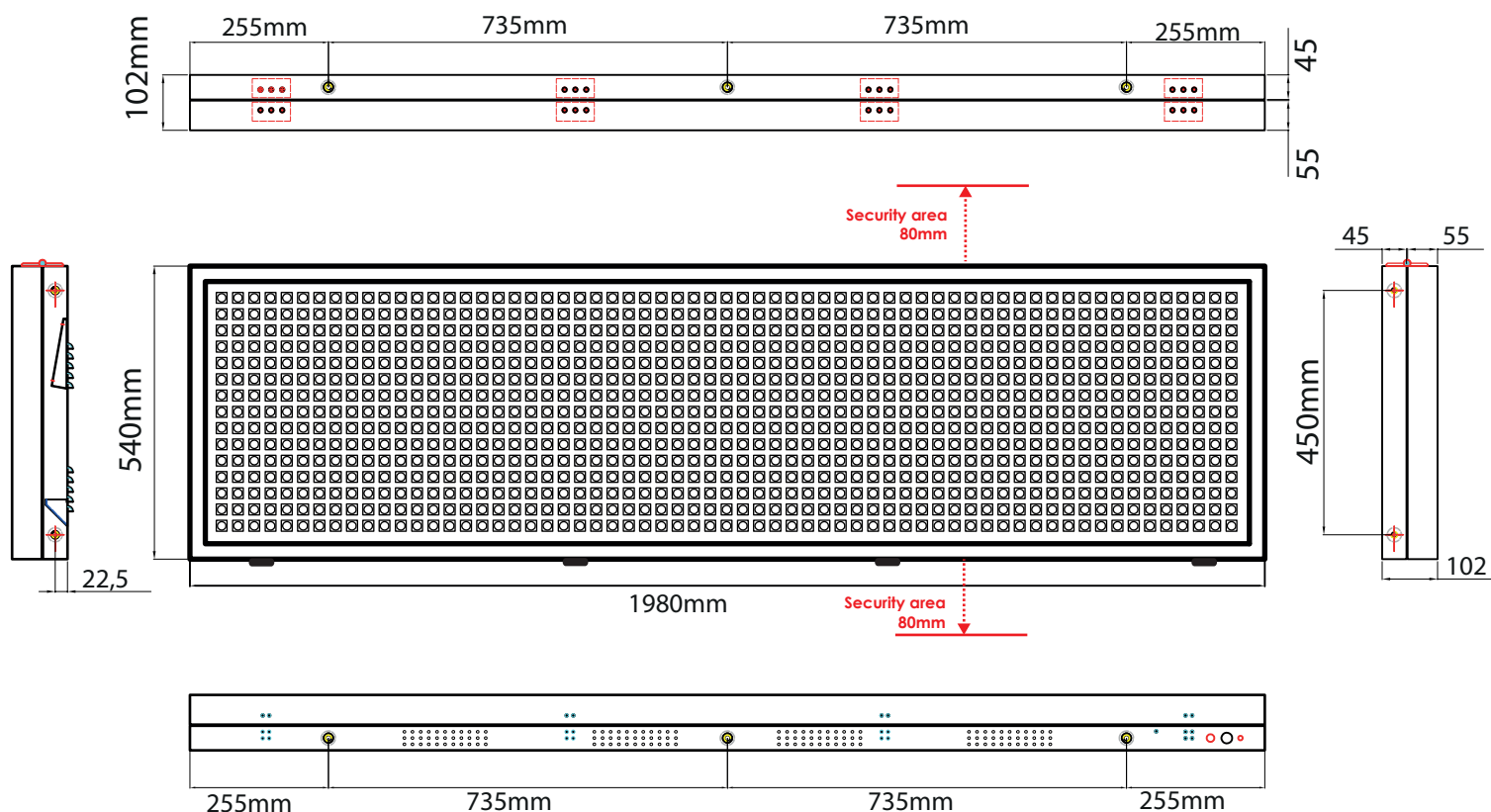


# Annotations

## cabin banner P4

Outdoor / X19

\*measures in millimeters



### Observations:

- There shouldn't be any deformations on the surface where the screen will be installed
- Avoid blows that could damage the chassis or the LED boards
- When leaving the screen on the ground: first support the rear of the chassis and then the front
- Is not allowed the obstruction of the air inlets and outlets of the chassis
- Perforations or deformations that may affect the inside of the screen are not allowed
- Mandatory horizontal mounting, when the installation is outdoors
- Installation is only allowed at a maximum inclination of 15° towards the front or back.
- When installing, a gap of at least 80mm must be left

