

P4 L13 Banner Full Color

Outdoor

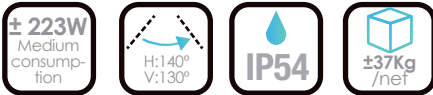
Description:

P4 banner Full Color P4 for outdoor. High visibility, resistance and versatility, which translates into a brightness of $\pm 5,000/ 5.500$ nits. A great presentation letter for a company abroad with the great capacity to incorporate dynamic and full-color advertising

Possibility of infinite content: texts, videos, time, images with transitions, content programming, etc. Is ideal for advertising products or offers

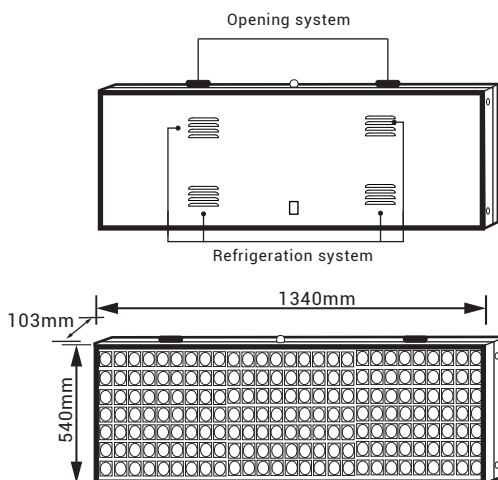
Remote control through the Cosmi server. Wifi, 3G / 4G, brightness sensor and optional temperature sensor.

Outstanding Features:



* Exposure image

Measures:



Technical specifications:

LED	SMD
Pitch	4mm
Resolution	320*120px/cabinet
Brightness	$\pm 5,000/ 5.500$ nits
View distance	≥ 4 m
Viewing angle	140°H / 130°V
Maximum consumption	≤ 558 w
Average consumption	± 223 w
Working voltage	AC200-230V
Chassis	Metal
Opening	Front.Upwards
Scanning	1/10
Double sided	No
Working temp.	-20° / +45°
Working humidity	10-90%
software	Included. Multilanguage
Connectivity	TCP / IP (network cable), USB memory .3G / 4G WIFI. Optional Cosmi Server
Weight	± 37 Kg net / 39,3Kg + packaging
Measures with packaging	1420*625*160mm
Gray Scale	14-16Bits

Ref. 290254

Learn more:



Warranty | 2 years

Observations

Mandatory horizontal mounting, when installation is outdoors.

* There must be a gap of at least 80mm around it to open

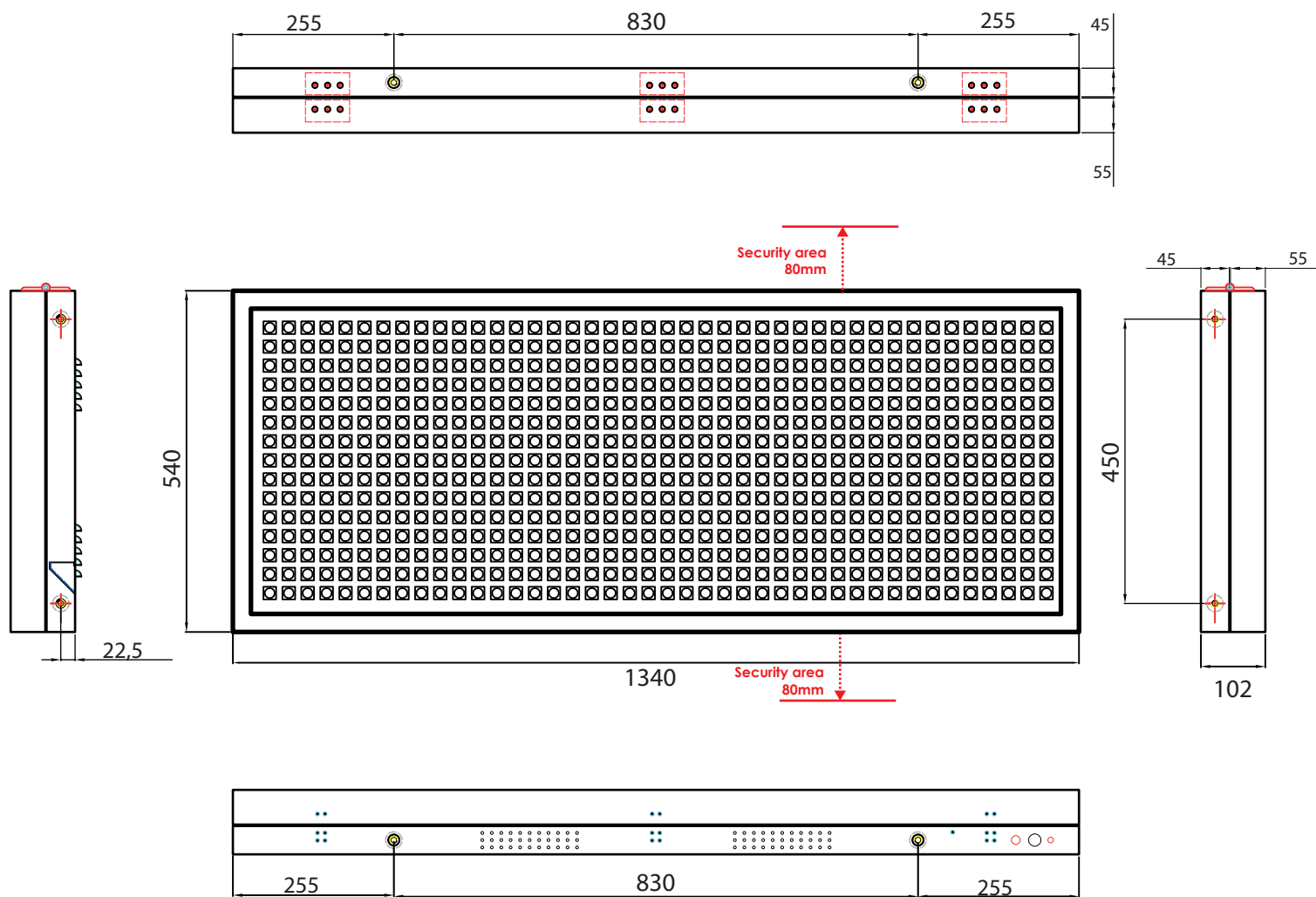


Annotations

cabin banner P4

Outdoor / L13

*measures in millimeters



Observations:

- There shouldn't be any deformations on the surface where the screen will be installed
- Avoid blows that could damage the chassis or the LED boards
- When leaving the screen on the ground: first support the rear of the chassis and then the front
- Is not allowed the obstruction of the air inlets and outlets of the chassis
- Perforations or deformations that may affect the inside of the screen are not allowed
- Mandatory horizontal mounting, when the installation is outdoors
- Installation is only allowed at a maximum inclination of 15° towards the front or back.
- When installing, a gap of at least 80mm must be left

